

Rubio Monocoat Oil Plus 2C

Finishing oil for MDF surfaces

Oil Plus 2C is a one-coat, environmentally-friendly finishing oil for interior surfaces, such as MDF. The oil colours, decorates and protects your MDF panels in one single coat in record time!



PRODUCT INFORMATION

› Specific characteristics

- One-coat application
- 40 standard Oil Plus 2C colours, which can be mixed with each other
- 0% VOC
- Without water and solvents
- Heat-resistant
- Quick-drying

› Technical characteristics

- Physical state: liquid
- Odour: linseed oil
- Density: > 0.9 kg/L
- VOC: 0 g/L

› Storage

The product can be stored up to 36 months in dry conditions and in its original packaging. Keep away from frost.

APPLICATION INFORMATION

> Instructions for use

Apply only to untreated surfaces or surfaces whose previous finishing coats have been removed.

Preparation:

Sand the MDF boards with 80-grit paper and continue with 120-grit paper without applying pressure. This prevents dust from sticking. You may sand with a finer grit after that. The grit size of the sandpaper will determine the gloss level of the finishing. This is specific to these MDF surfaces.

We recommend finishing with 150-grit paper.

Thoroughly clean the surface with a compressed-air gun or a wide, soft paint brush to make it dust-free.

Never use the Rubio Monocoat Cleaner. Do NOT use a damp cloth. These will cause spots that cannot be repaired.

Mixing:

Mix the Oil Plus 2C with the Rubio Monocoat Accelerator comp. B. Mix well. We recommend regularly stirring the product during the application as well.

Application:

Use a 150-diameter eccentric sander with a round blue 150/20 sanding pad. Drench the pad with oil. Start in a corner and apply the oil without applying any pressure. After that, continue to apply small amounts of oil to the already treated area and distribute the product evenly. Finish the entire panel this way. Polish sufficiently. The surface must feel nearly dry to the touch. This action is specific to these MDF surfaces.

Let it dry for 12-24 hours.

> Cleaning:

- The treated surfaces may be cleaned with the Rubio Monocoat Universal Soap. It is recommended to wait approximately 5 days before the first cleaning.
- The application material may be cleaned with the Rubio Monocoat Cleaner (except for disposable items, sponge, cloth, pad).

> Maintenance - Renovation:

- As soon as the surface loses its silky appearance, you can apply Rubio Monocoat Refresh Eco. Do not wait until the colour fades.
- If the surface has some mini-scratches, regular maintenance with Rubio Monocoat Refresh Eco is recommended.
- If the surface has a worn area and/or where it needs colour repair, you can best repair it with the originally applied product in the original colour.

> Tips & Tricks

- Application options:
 - With a spray gun to 30 g/m² with a low-pressure spray gun and a 1/1.2 mm nozzle. The oil then needs to be polished with a round blue 150/20 sanding pad sponge!
 - With a Rubio Monocoat Standard Sponge (for small surfaces). The oil then needs to be rubbed dry with cloths!
- For more gloss and an even better protection, you can apply one or two coats of Rubio Monocoat Refresh Eco, 24 hours after the application of the Oil Plus 2C.
- The mixture of Oil Plus 2C with the Accelerator can be used for 4 hours.
- Not applicable for counters and floors with this specific MDF material.

> Packaging

- Bottles 20 ml, 100 ml and 0.5L
- Cans 1 L and 2.5 L
- Sets (cans) of 350 ml, 1.3 L and 3.5 L



WARNING



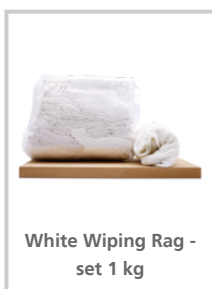
Cloths and other tools, saturated with oil, may spontaneously combust. After usage, they need to be soaked in water before disposal.

> Consumption

Approx. 25 m²/L

** This consumption is purely indicative. Results depend on the type of wood and the preparation. It is always recommended to apply a sample to determine the exact consumption.*

> Tools



Check the packaging and the safety data sheet for more details.

For our complete assortment of products for the protection and colouring of interior and exterior wood, please visit
www.rubimonocoat.com

LIABILITY: It is the user's responsibility to establish, through his own tests, whether the product is suitable for the chosen application. In no case can Muylle Facon NV be held liable for any consequential damage. The information above may be subject to changes, which will be published in the updated versions of the technical data sheet. We cannot be held liable for poor results due to causes that are not related to the quality of the product. This technical information has been drawn up based on the currently available information and knowledge. The most recent technical data sheets can be requested or are available on the website. **Date of TDS: 15/04/2022. Check the safety information before using the product.**



Rubio[®]
MONOCOAT
MUYLLE  FACON

Muylle Facon NV

Ambachtenstraat 58
8870 Izegem (BELGIUM)

Phone +32 (0) 51 30 80 54

Fax +32 (0) 51 30 99 78

info@muyllefacon.be

www.rubimonocoat.com