


**PRODUCT
CATALOGUE
2022**

Rubio[®]
MONOCOAT
YOUR PARTNER IN WOOD PROTECTION

Colours & protects
your wood in one
single layer





LEGEND

-  Application method
-  Drying time
-  Curing
-  Packaging
-  Usage
-  Water resistance
-  Cleaning of used materials

CONTENT

RUBIO MONOCOAT	04
—	
TECHNOLOGY	06
INTERIOR	10
PREPARATION	12
PRE-TREATMENT	14
PROTECTION	18
Oil Plus 2C	18
FR Oil System	24
MAINTENANCE	28
CLEANING	28
STAINS	30
REFRESH & RENOVATE	32
CARE	34
DISINFECT	35
INVISIBLE PROTECTOR	38
EXTERIOR	40
PREPARATION	42
PRE-TREATMENT	46
PROTECTION	48
Hybrid Wood Protector	48
WoodCream	56
MAINTENANCE	52
Hybrid Wood Protector	52
WoodCream	60
EXTRA	63
—	
ENVIRONMENT & SAFETY	64
ACADEMY	66
PAST, PRESENT, FUTURE	67



Villa Kivi, Architect & Design Vertti Kivi, Photography Honkatalot (Polarlifehaus) / © Studio Hans Koistinen
Floor: Precolor Easy colour Mint White, Oil Plus 2C colour Cotton White on Douglas spruce - Ceiling: Precolor Easy colour Nordic White, Oil Plus 2C colour Super White



TECHNOLOGY

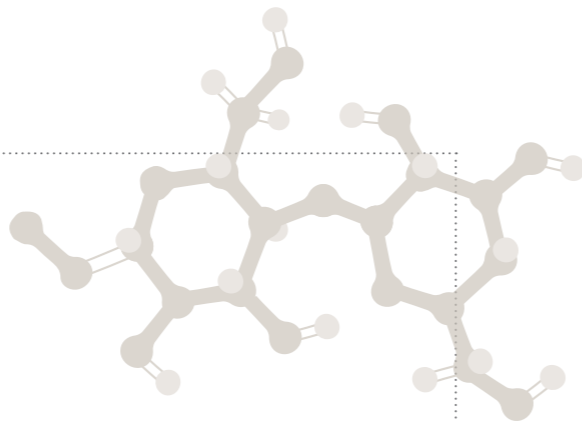
RUBIO® MONOCOAT OIL

THE ULTIMATE WOOD PROTECTION BASED ON MOLECULAR BINDING

Rubio® Monocoat is the go-to brand when it comes to the high-quality and environmentally friendly protection of wood. The advanced technology of molecular binding on which Rubio® Monocoat is based, makes our oils not only durable but also extremely economical and user-friendly.


MOLECULAR BINDING

The Rubio Monocoat oil adheres - within a couple of minutes - to the upper microns in the wood by a strong molecular binding (no film forming, no saturation). This unique technology has set Rubio Monocoat apart from other wood protection products for many years.



Varnishes

- Film forming
- Multiple layers (sanding)
- Unrepairable
- No natural feel



Traditional waxes and oils

- Saturation
- Multiple layers
- Hard to repair (overlaps)
- Intensive maintenance



Rubio Monocoat oil

- Molecular binding (no overlaps)
- One layer!
- Easy maintenance
- Natural look and feel

Thanks to
the molecular binding,
Rubio Monocoat oil
has the following
characteristics ...



ONE SINGLE LAYER

Thanks to our technology, the consumption is much lower than for a traditional system. This results in a durable colouring and protection in one single layer. Once the fibres are bonded with the oil, the wood doesn't absorb any surplus product - which makes a second layer superfluous.



NO OVERLAPS

Once all free cellulose fibres are molecularly bonded, surplus product will no longer be accepted by the wood or the bonded Rubio Monocoat layer itself. This is why overlaps or starting marks are avoided.



DURABLE PROTECTION

The molecular binding creates a durable, long-lasting protection. To obtain this molecular binding it is very important to respect a reaction time of a few minutes. The better the fibres are bonded, the stronger the protection will be.



UNIQUE COLOURS

The unique Rubio Monocoat oil pigment technology allows an intense and deep colouring in one single layer, without compromising the natural look and feel of the wood.

0%
VOC

NATURAL INGREDIENTS

Rubio Monocoat oil doesn't contain any water or solvents and is based on natural ingredients. This means that the product is very safe to use, and equally safe for your environment.



ALL WOOD TYPES

Rubio Monocoat oil can be applied to almost all wood types, furniture as well as floors (solid wood, veneer, MDF, ...).



EASY TO MAINTAIN

Surfaces treated with Rubio Monocoat oil are easy to maintain, and isolated scratches or damaged areas are very easy to repair.



INTERIOR

PREPARATION	12
PRE-TREATMENT	14
PROTECTION	18
Oil Plus 2C	18
FR Oil System	24
MAINTENANCE	28
CLEANING	28
STAINS	30
REFRESH & RENOVATE	32
CARE	34
DISINFECT	35
INVISIBLE PROTECTOR	38

PREPARATION

A good preparation of the surface is crucial for an optimal finish. Rubio Monocoat provides five products that can be used for this purpose.



Rubio Monocoat **Woodfiller Quick**

Woodfiller Quick is a one-component, shrinkproof putty in powder form for the preparation of indoor joinery. It guarantees fast curing and can be sanded very easily. It perfectly absorbs the colour of the pigment of the Rubio Monocoat oil.

Available in 3 shades: Light, Medium and Dark.



FILLING KNIFE



CAN BE SANDED
AFTER ± 2 HOURS



WATER



SACHET: 100 gr
PVC BUCKET:
0,5 kg - 5 kg - 25 kg



Rubio Monocoat **Cleaner**

Rubio Monocoat Cleaner is a cleaner which - following the sanding and hoovering process - thoroughly cleans the surface preparing it for treatment with Rubio Monocoat oil. This product removes even the smallest dust particles. The perfect start for an impeccable finish.

Rubio Monocoat Cleaner can also be used to clean the used materials after the oil application.



MANUAL



1 LITER = ± 75 - 100 m²



15 - 60 MINUTES



BOTTLE: 100 ml
CAN: 1 L - 5 L



Rubio Monocoat **Deep Cleaner**

Rubio Monocoat Deep Cleaner is a curative cleaner for dirty surfaces and a preparatory cleaner for all types of surfaces treated with Rubio Monocoat Oil Plus 2C (flooring, tabletops, worktops, etc.). Rubio Monocoat Deep Cleaner removes dirt and greasy film due to soap residue left on the surface.



Rubio Monocoat Deep Cleaner is a concentrate and must therefore be diluted with water before use (max. 5% Deep Cleaner to 95% water).



MANUAL



1 LITER = ± 75 - 100 m²



15 - 60 MINUTES



BOTTLE: 100 ml
JERRYCAN: 1 L - 5 L



Rubio Monocoat **Tannin Primer**

Tannin Primer is a preventive treatment for untreated tannic wood, suitable for internal use. Rubio Monocoat Tannin Primer prevents and delays the appearance of surface tannin marks. This product is ideal for use on parquet flooring, furniture and worktops, in combination with Rubio Monocoat finishing oils. Rubio Monocoat Tannin Primer is resin- and polymer-free, as a result of which the optimal molecular binding of the Rubio Monocoat oils with the wood remains guaranteed.

Rubio Monocoat Tannin Primer improves the intensity of the coloured Rubio Monocoat oil through better pigment absorption.



MANUAL



± 50 gr/m²



BOTTLE: 100 ml - 1 L
JERRYCAN: 5 L



Rubio Monocoat **WoodPrep**

This product removes residues from sanding dust, minimizes sanding errors and reduces wood type-related tannins and oils.

Rubio Monocoat WoodPrep improves the intensity of the coloured Rubio Monocoat oil through better pigment absorption.



MANUAL



MAXIMUM 10 m²/L



BOTTLE: 100 ml - 1 L
JERRYCAN: 5 L - 10 L

PRE-TREATMENT (OPTIONAL)

A fumed or smoked look, a creative pre-colouring... Rubio Monocoat has developed a range of products for the pre-treatment of wood, that allows you to create personalised and unique effects.

As Rubio Monocoat oil is always used for the finish, the molecular binding with the wood remains guaranteed.



Rubio Monocoat Pre-Aging

A look from the past thanks to a product from the future

A new floor with an aged look. It is a flooring trend that is very popular right now. In addition to effectively fuming and smoking wood, there are many reactive products to provide a weathered or aged look to the wood.

Rubio Monocoat Pre-Aging is a high-quality, non-reactive pre-treatment that creates the look of reactive stains, but without the drawbacks. Rubio Monocoat Pre-Aging is available in 10 standard colours, ranging from a lighter to a darker smoked look, including the warm, green/brown undertones that are so popular. All colours can be mixed with each other, so that the client can get exactly what they want.



MANUAL INDUSTRIAL



24 HOURS



1 LITER = 15 - 20 m²



**BOTTLE: 100 ml - 1 L
JERRYCAN: 5 L - 25 L**

The unique characteristics

- › Non-reactive water-based pre-treatment
- › 10 standard shades
- › Stable colour that is easy to reproduce
- › Excellent stain resistance after treatment with our Rubio Monocoat oil
- › Deep colouring with subtle accents
- › Applicable to virtually all wood types
- › Also colours the hard parts of the wood and the sapwood
- › No overlaps

This product is a pre-treatment and does not protect the wood. **It has to be combined with one of our Rubio finishing products** for maximum protection.



Fumed look shown on oak



FUMED INTENSE

FUMED LIGHT

The colours can be mixed to get the exact pre-aged tone the customer has in mind.

Authentic Amonia look shown on oak



AUTHENTIC #1

AUTHENTIC #2

AUTHENTIC #3

AUTHENTIC #4

AUTHENTIC #5

AUTHENTIC #6

The colours can be mixed to get the exact pre-aged tone the customer has in mind.

Smoked look shown on oak



SMOKE INTENSE

SMOKE LIGHT

The colours shown are for reference only and are not binding. Consult the technical data sheet before using our products.



Rubio Monocoat Precolor Easy

Get creative, stay natural, love colours

Create unique effects and contrasts by precolouring your items using Precolor Easy. Our Rubio Monocoat Precolor Easy is available in 14 different colours, but they can be mixed with each other to obtain endless precolours.

The Rubio Monocoat Precolor Easy is a pre-treatment and should be used in combination with a finishing coat of Rubio Monocoat oil. This unlocks even more colour combinations and unlimited creative options. Rubio Monocoat Precolor Easy is easy to apply and yields consistent results.


 **MANUAL POLISHING MACHINE**

 **±12 HOURS**

 **1 LITER = 15 - 20 m²**

 **BOTTLE: 100 ml
CAN: 1 L - 2,5 L - 5 L**

This product is a pre-treatment and does not protect the wood. **It has to be combined with Oil Plus 2C** for maximum protection.



De Vrije Schippers, Belgium
Precolor Easy and Oil Plus 2C, colour Intense Black + Charcoal & Mahogany on oak & larch

Colours shown on oak



ALPACA WHITE



ANTIQUE BEIGE



CASHMERE BROWN




INTENSE BLACK



INTENSE GREY



MINT WHITE



MONSOON GREY



MYSTIC BROWN



NORDIC WHITE



PEBBLE GREY



SMOKED BROWN



URBAN GREY



VANILLA CREAM



VINTAGE BROWN

The colours shown are for reference only and are not binding.
Consult the technical data sheet before using our products.

PROTECTION

Colouring and protecting interior wood can be done with Rubio Monocoat Oil Plus 2C or the fire-retardant Rubio Monocoat FR Oil System. These oils are available in 40 colours that enrich the natural look & feel of the wood.

› PROTECTING AND COLOURING IN ONE SINGLE LAYER



Rubio Monocoat Oil Plus 2C

The next generation of oils!

Oil Plus 2C is a next-generation product that colours and protects your wood in one single layer. The combination of the oil (A) and the accelerator (B) ensures a quick dry, quick cure and superior protection.



MANUAL - INDUSTRIAL POLISHING MACHINE



5 DAYS



MANUAL: 1 LITER = ± 30 - 50 m²
INDUSTRIAL: 1 LITER = ± 60 - 80 m²



RUBIO MONOCOAT CLEANER



± 24 HOURS



SET A+B DUO CAN: 350 ml - 1,3 L - 3,5 L
BOTTLE: 20 ml - 100 ml

The unique characteristics

- › Colours and protects in 1 layer
- › 40 standard colours
- › Enhances the natural look and feel of the wood
- › Environmentally friendly: 0% VOC
- › Does not contain any water or solvents
- › Easy to maintain
- › No overlaps or starting marks
- › Minimal use: 30 - 50 m²/L
- › Can be applied to almost all wood types: furniture, tabletops, stairs, walls, floors, etc.
- › Very wear-resistant
- › Water- and heat-resistant, ideal for kitchens and bathrooms
- › Very fast curing: 80% in 2 days
- › A short 'dry' maintenance period: after 5 days, the surface can be cleaned with water and soap



Rubio Monocoat Oil Plus 2C Accelerator Component B

Quicker drying & curing and a stronger end result

Are you planning to oil your wood and do you want a quicker drying & curing and a stronger end result? Then add the Rubio Monocoat Accelerator - Component B to your oil during the application! Handy and suited for every surface.

Do you have plans to treat your wood with the Rubio Monocoat Oil Plus 2C or the Rubio Monocoat Hybrid Wood Protector? Then the combination of these oils with the Rubio Monocoat Accelerator - Comp. B ensures a quicker drying & curing and a longer durability. The product is suited for both horizontal and vertical applications, such as parquet, work surfaces, stairs, damp spaces, etc. Moreover, this product contains 0% VOC, just like the Oil Plus 2C and the Hybrid Wood Protector.




BOTTLE: 30 ml - 100 ml - 500 ml
CAN: 1 L - 5 L

The unique characteristics

- › Miscible with Rubio Monocoat Oil Plus 2C and Rubio Monocoat Hybrid Wood Protector
- › 0% VOC
- › Does not contain water
- › Improves the wear-resistance of the finish
- › Quick drying and hardening
- › Does not change the colour of the oil
- › Does not affect the usage of the oil

The certificates



Indoor Air Comfort Gold

Meets the following VOC standards: AgBB/ABG · A+ · M1 Belgian VOC regulation · CDPH Section 01350 · EMICODE EC1 Plus · LEED v4 Worldwide · BREEAM International BREEAM Norway · Bygghälsöbedömningen (BvB) Section 6. Emissions in indoor environment · GreenTag Australia · Danish Indoor Climate label (except odour testing) · WELL Building · LEED outside North America



Colours shown on oak

Rubio Monocoat Oil Plus 2C is available in 40 different colours. The wood is coloured and protected in one single layer without compromising the natural look and feel. The colours can also be mixed.



The colours shown are for reference only and are not binding. Consult the technical data sheet before using our products.

Rubio[®] MONOCOAT KING OF COLOURS

Rubio Monocoat has been the King of Colours on wood since 2005. Rubio Monocoat Oil Plus 2C is available in 40 different colours that enhance the natural look & feel of the wood. With 14 optional pre-colours and the possibility to mix these with one another, we can safely state that the sky is the limit when it comes to choosing a colour. At Rubio Monocoat we like to respond to the latest wood trends. We therefore occasionally add several trend colours to our extensive standard colour range. If necessary, we even develop colours tailored to your project. Rubio Monocoat is therefore the ideal partner for the project market!



Here's a grasp of what's possible - shown on oak



The colours shown are for reference only and are not binding. Consult the technical data sheet before using our products.

Application in 3 easy steps

PREPARATION: Untreated wood: sand according to the rules. Vacuum clean thoroughly, remove any remaining dust with Rubio Monocoat Cleaner. Let the surface dry. Carefully mix and stir the 2 components.

POLISHING MACHINE



MANUAL



Step 1

Apply a small amount of Oil Plus 2C and spread it out with a beige scrubby pad, spatula or polisher with a beige pad.

Treat one zone of 5 - 10 m² at a time.

Step 2

Leave to react for a couple of minutes.



Step 3

Remove all excess oil with a lint-free cloth or polisher with a thin white pad within 15 minutes per zone. The surface should feel hand-dry after removal of the excess product.

In a well-ventilated room, the surface can be used 24 - 36 hours after the application.




WARNING
SPONTANEOUS COMBUSTION

Linseed oil is a natural product and not subject to spontaneous combustion. However, oil on a cloth does entail a fire risk. The oxidation of the oil leads to heat accumulation, that can result in spontaneous combustion. Therefore, the cloths must be soaked in water before disposal.



TIP
Rubio Monocoat **Scrubby Set** for applying all our oils manually.

Content
1 x pad holder
5 x beige pad



› FIRE-RETARDANT OIL SYSTEM



Rubio Monocoat FR Oil System

One of a kind fire-retardant oil system class Bfl-s1

FR Oil System is the first flame-retardant oil system in the world that can present a Bfl-s1 certification on oak (5 mm top layer). Rubio Monocoat FR Oil System obtained a Cfl-s1 certificate with a 2,5 mm oak top layer.

The system combines a pre-treatment with the fire-retardant Rubio Monocoat FR Base and a finish with Rubio Monocoat FR Oil 2C.

The certificates



What makes this fire-retardant system so unique?

› Oil, no film forming

FR Oil System is based on our well-known molecular binding technology. This entails that the Rubio Monocoat FR Oil forms a molecular bond with the wood's surface microns. This results in a durable protection without a build-up of layers.

› No salts

Research has shown that the content of salts can seriously limit the efficacy of flame-retardant products. In contrast to many flame-retardant systems, Rubio Monocoat FR Oil System does not contain any salts. This increases the durability of the system.

› Limiting the development of smoke

One of the focuses during the creation of the Rubio Monocoat FR Oil System was the limitation of smoke development. Statistics have proven that smoke dramatically reduces the chances of saving people caught up in a fire situation. Our system's smoke production achieved an s1 classification for smoke formation. This is a clear indication that our system is also safer in this area.

The unique characteristics

- › No build-up of layers, no saturation
- › No solvents or water, 0% VOC
- › Optimal performance: low consumption
- › Available in all standard interior Rubio Monocoat colours
- › Manual and industrial application
- › Recommended partner for the project market!

Certificate Bfl-s1 and Cfl-s1 tested according to the standard EN 13501-1, EN ISO 11925-2 and EN ISO 9239-1.

Rubio Monocoat FR Oil System is a system, **neither product can be used alone**. If the oil is used alone, without the primer, the certificate does not apply.



Rubio Monocoat FR Base

MANUAL - INDUSTRIAL POLISHING MACHINE

RUBIO MONOCOAT CLEANER

IN ACCORDANCE WITH THE STANDARD
35 g/m² ± 5 (= ca. 25 m²/L)

CAN: 1 L - 5 L

± 12 HOURS



Rubio Monocoat FR Oil 2C

MANUAL - INDUSTRIAL POLISHING MACHINE

5 DAYS

IN ACCORDANCE WITH THE STANDARD
16 g/m² ± 2 (= ca. 50 m²/L)

RUBIO MONOCOAT CLEANER

± 24 HOURS

SET A+B DUO CAN: 1,3 L - 3,5 L



WARNING
SPONTANEOUS COMBUSTION

Linseed oil is a natural product and not subject to spontaneous combustion. However, oil on a cloth does entail a fire risk. The oxidation of the oil leads to heat accumulation, that can result in spontaneous combustion. Therefore, the cloths must be soaked in water before disposal.



TIP

Given the specialized character of the Rubio Monocoat FR Oil System, each project is supervised individually. For more advice, send an email to service@rubiomonocoat.com or call us: **+32 (0) 51 335 335**.



MAINTENANCE

Rubio Monocoat products ensure lasting protection and maintenance of your wood. Rubio Monocoat offers a wide range of maintenance products to keep oiled surfaces in top condition.

› CLEANING



Rubio Monocoat **Universal Soap**

Universal Soap is a maintenance soap intended for the regular cleaning of oil finished, wooden surfaces. The soap thoroughly removes any dirt while maintaining the matte, natural look of the wood.

Rubio Monocoat Universal Soap is very concentrated and hence very economical.

MANUAL - INDUSTRIAL

BOTTLE: 100 ml - 1 L - 2 L

MAX. 50 TO 100 ml/10 L WATER



Rubio Monocoat **Surface Care**

Surface Care is the handy, ready-to-use version of Rubio Monocoat Universal Soap.

Rubio Monocoat Surface Care is suitable for fast cleaning of small floor surfaces and local spots on wooden floors, coffee tables, counter tops,...

MANUAL - INDUSTRIAL

BOTTLE: 100 ml
ECOSPRAY: 750 ml



TIP

- › Clean maximum once a week with Rubio Monocoat Universal Soap or Rubio Monocoat Surface Care. Cleaning too often or with too much Rubio Monocoat Universal Soap or Rubio Monocoat Surface Care may leave a thin layer on the surface, which dirt and dust may adhere to.
- › Do not leave any water on the surface, a damp-clean is sufficient. Do not walk on the floor until it is completely dry.
- › The best working method is with two buckets: one with the soap mixture and one with clean water to rinse the dirt out of the mop.

How do I clean my wooden surface for the 1st time after applying the oil?



Is permissible after a drying time of **48 hours**



Is permissible **5 days after application**

How do I continue to keep my wooden surface clean?



May be done frequently



Max. once a week

Legend



Clean dry
vacuum cleaner, microfiber pad, ...



Rubio Monocoat Universal Soap
or **Rubio Monocoat Surface Care**

› **STAINS**

Although many stains can be removed with Rubio Monocoat Universal Soap and Rubio Monocoat Surface Care, Rubio Monocoat also developed a number of specific stain removers. Stubborn lime stains can be handled effectively with Rubio Monocoat Limespot Remover, grease stains with Rubio Monocoat Grease Remover and black/tannin stains with Rubio Monocoat Tannin Remover. If the stain has penetrated the wood too deeply, the spot can be sanded and re-oiled.



Rubio Monocoat Grease Remover

- › Grease stains
e.g. olive oil, frying oil, crisps, oil, etc.
- › Also: heel marks and floor polish

MANUAL **30 MIN.** **SPRAY BOTTLE:** 125 ml
ECOSPRAY: 500 ml



Rubio Monocoat Limespot Remover

- › Lime stains and other alkaline stains
e.g. fertilizers, radiator water, etc.
- › Also: white rings, wine stains

MANUAL **30 MIN.** **SPRAY BOTTLE:** 125 ml
ECOSPRAY: 500 ml



Rubio Monocoat Tannin Remover

- › Black/tannin stains
e.g. urine, rust stains, rings/stains from cans, flower pots, etc.
- › Also: - After water damage on parquet
- In case of efflorescence on exterior wood
(on the bottom of gates, doors, on walls)

MANUAL **30 MIN.** **SPRAY BOTTLE:** 125 ml
ECOSPRAY: 500 ml



TIP

- › After a treatment with Rubio Monocoat Limespot Remover, Rubio Monocoat Grease Remover or Rubio Monocoat Tannin Remover, you may need to apply some oil in the original colour on the spot.
- › If the surface becomes too stain-sensitive, maintain with Rubio Monocoat Oil Plus 2C (in the original colour applied) to repair both colour and protection.

HOW TO HANDLE STAINS?



Rubio Monocoat Universal Soap
or **Rubio Monocoat Surface Care**

If the stains have not disappeared,
proceed to step 2



OR

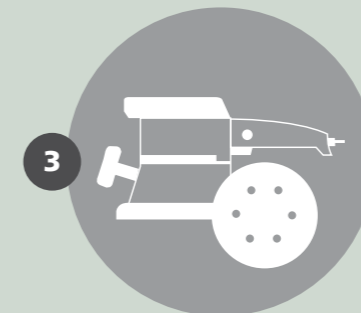


OR



SPECIFIC STAIN REMOVERS
calcareous water stains, grease stains
and black/tannin stains

If the stains have not disappeared,
proceed to step 3



+



Rubio Monocoat Oil Plus 2C
Re-sand and oil locally

Legend

Rubio Monocoat Universal Soap or Rubio Monocoat Surface Care Rubio Monocoat Limespot Remover Rubio Monocoat Grease Remover Rubio Monocoat Tannin Remover Spot sanding Rubio Monocoat Oil Plus 2C

› REFRESH & RENOVATE



Rubio Monocoat **Refresh Eco**

Refresh your wood in an instant

Rubio Monocoat Refresh Eco is a ready-to-use sprayable product that refreshes and restores tables, worktops and furniture that have been treated with oil. Depending on wear and tear, Rubio Monocoat Refresh Eco can be applied several times a year at certain areas. This may be necessary if the surface feels dry.



MANUAL



± 1 HOUR



1 LITER = ± 100 m²



SPRAY BOTTLE: 125 ml
ECOSPRAY: 500 ml - 1 L



TIP

Rubio Monocoat Refresh Eco is not pigmented.

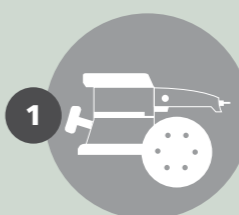
To restore the colour, use Rubio Monocoat Oil Plus 2C in the colour with which the surface area was treated.



Freshening up your wood



Repair colour and protection of your wood



Legend



Rubio Monocoat Universal Soap or Rubio Monocoat Surface Care



Rubio Monocoat Refresh Eco



Sanding when necessary



Rubio Monocoat Oil Plus 2C

› CARE

0%
VOC

Rubio Monocoat Universal Maintenance Oil

A refreshing and unique look

Universal Maintenance Oil is a maintenance product to refresh wood that has been treated with Rubio Monocoat Oil, as well as to upgrade surfaces finished with other oils.

Universal Maintenance Oil is available in the following colours: Pure, White and Black. The colour can be selected to reflect the look of the surface which will be treated.



WARNING SPONTANEOUS COMBUSTION

Linseed oil is a natural product and not subject to spontaneous combustion. However, oil on a cloth does entail a fire risk. The oxidation of the oil leads to heat accumulation, that can result in spontaneous combustion. Therefore, the cloths must be soaked in water before disposal.

What makes Rubio Monocoat Universal Maintenance Oil so unique?

› Universal use

Universal Maintenance Oil can be used to maintain all oil finished surfaces. This oil can even be used to treat varnished surfaces which are starting to form micro-cracks.

› Extra protection

Universal Maintenance Oil will not only refresh a surface; it will also increase the surface's fluid-resistance. This makes the oil extremely suited for 'high traffic' zones which require extra protection, such as surfaces in public spaces, offices, restaurants, hotels etc.

› Adds shine

For people who prefer a slightly lusher finish, Universal Maintenance Oil gives the treated surface a soft, satin shine.



TIP

Maintenance with the Rubio Monocoat Oil Plus 2C in its original colour should be done when the treated surface starts to show too much wear and tear or if the colour needs to be repaired.

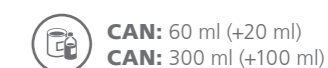
0%
VOC

Rubio Monocoat Universal Maintenance Oil 2 MIX

Your wood deserves the perfect mix

Universal Maintenance Oil 2 Mix is used for refreshing and maintaining the protection of wood that was treated with Rubio Monocoat Oil Plus 2C. Universal Maintenance Oil will give the treated surface a fuller look (satin sheen) and increase the fluid resistance.

Like its partial namesake on page 34, Universal Maintenance Oil 2 Mix contains 0% VOC, offers extra protection and can be used on all oiled wooden surfaces. The oil is extremely suited for "high traffic" zones.



WARNING SPONTANEOUS COMBUSTION

Linseed oil is a natural product and not subject to spontaneous combustion. However, oil on a cloth does entail a fire risk. The oxidation of the oil leads to heat accumulation, that can result in spontaneous combustion. Therefore, the cloths must be soaked in water before disposal.

Add Oil Plus 2C

The Universal Maintenance Oil 2 Mix **needs to be mixed with Oil Plus 2C component A** in the same colour with which the surface was once treated. The correct ratio is 3 parts Universal Maintenance Oil to 1 part Oil Plus 2C.

› DISINFECT

0%
VOC

Rubio Monocoat Disinfectant Spray

Disinfectant Spray disinfects all surfaces treated with Rubio Monocoat oil, without harming the protection. Colourless and quick-drying alcohol-based spray for disinfecting wooden surfaces treated with Rubio Monocoat oil.





› TRANSPARENT FINISH, DURABLE PROTECTION



Rubio Invisible Protector

For a 100% invisible protection

Invisible Protector is a wood protection that preserves the natural look of wood, based on a high-quality plant-based emulsion. The original surface gets a durable protection with an invisible finish. You can use Rubio Invisible Protector on almost all wood types and it also preserves the natural look and feel of darker wood types. Rubio Invisible Protector is based on a revolutionary plant-based resin.

The certificates



**MANUAL
INDUSTRIAL**



WATER



3-LAYER APPLICATION
12 - 14,5 m² per layer



JERRYCAN: 500 ml - 1 L - 5 L
CAN: 20 L



16 - 24 HOURS
During the night

Unique characteristics

- › 100% invisible look
- › Based on a plant-based resin and water
- › 1 component
- › Low consumption: 12 - 14,5 m² per layer
- › Excellent wear and UV resistance (non-yellowing)
- › Superior resistance to burnishing/polishing (mar resistance)
- › Suitable for almost all indoor wooden surfaces including dark wood species
- › Easy to apply on brushed and sanded wood
- › Natural look and feel of wood are preserved
- › Transparent finish
- › Limited chance for overlaps or roller marks
- › Can be used on top of Rubio Monocoat Pre-Aging without changing the colour
- › VOC 2010 compliant



TIP

- › To achieve the best results, Rubio Invisible Protector must be applied immediately after sanding.
- › Rubio Invisible Protector is not compatible with Rubio Monocoat Tannin Primer, Rubio Monocoat WoodPrep, Rubio Monocoat Smoke, Rubio Monocoat Fumed and Rubio Monocoat PreColor Easy



Rubio Surface Cleaner

Multifunctional cleaner for varnished surfaces

Surface Cleaner is a multifunctional all-purpose cleaner for all wooden floors, furniture and worktops that have been varnished. An extension of this cleaner is that it is also suitable for synthetic floors like LVT, laminate, and ceramic. An additional plus is that when used in the kitchen, it will not damage the stove, wall tiles, glass of the microwave / oven etc.

Surface Cleaner Refill is the refillable product for Rubio Surface Cleaner, available in a 5 L jerrycan.



MANUAL



BOTTLE: 100 ml
ECOSPRAY: 750 ml
JERRYCAN: 5 L





EXTERIOR

PREPARATION	42
PRE-TREATMENT	46
PROTECTION	48
Hybrid Wood Protector	48
WoodCream	56
MAINTENANCE	52
Hybrid Wood Protector	52
WoodCream	60

PREPARATION

Exterior wood is exposed to excessive dirt and deposits. It is crucial to thoroughly clean the surface before treating it with Rubio Monocoat oil.



Rubio Monocoat Exterior Wood Cleaner

Efficient cleaning of exterior wood

Exterior Wood Cleaner is a product for the cleaning of wooden patios, fences, exterior doors, carports,... The product removes grey discolouration, green deposits and dirt. Rubio Monocoat Exterior Wood Cleaner can be applied on all types of wood.



New, weathered as well as treated wood must always be cleaned with Rubio Monocoat Exterior Wood Cleaner before an application with one of our exterior oils.

Advantages

› New wood

Grease that by nature appears in certain types of wood is removed. The pores are opened, which provides more even results.

› Weathered and treated wood

The treatment will degrease and restore the wood. This results in a far more equal colour, which enables better management of the end result.





PRE-TREATMENT (OPTIONAL)

In the contemporary architecture, the outdoors becomes more important every year. With Hybrid Wood Protector (HWP), Rubio Monocoat contributes to that trend with a decorative and durable treatment for exterior wood. And to further intensify the colouring, we recently added Rubio Monocoat Sunprimer HWP to the exterior range.



Rubio Monocoat Sunprimer HWP

For a more intense colour on vertical wood

Sunprimer HWP is a water-based primer which limits the effects of UV light and which can be used as an optional primer when applying a finishing coat of Rubio Monocoat Hybrid Wood Protector on vertical wood.

Rubio Monocoat Sunprimer HWP - which is always applied in the same colour as Rubio Monocoat Hybrid Wood Protector - guarantees the deep penetration of colour pigments thanks to nanotechnology. This will result in an intense colour.

MANUAL POLISHING MACHINE

RUBIO MONOCOAT CLEANER

1 LITER = ± 10 à 35 m²

BOTTLE: 20 ml - 100 ml - 1 L
CAN: 5 L - 20 L

± 24 HOURS

The unique characteristics

- › Ready for use
- › Retains the natural look of the wood
- › Provides a deep and intense colour for vertical wood
- › Provides better cover and a more uniform effect
- › 20 unique colours

This product is a pre-treatment and **has to be combined with** our Rubio Monocoat Hybrid Wood Protector.



TIP

- › Always clean the wood using Rubio Monocoat Exterior Wood Cleaner before applying Rubio Monocoat Sunprimer HWP. This will significantly increase the finish's durability.
- › Always use the same colour of Rubio Monocoat Sunprimer HWP and Rubio Monocoat Hybrid Wood Protector.
- › When using Rubio Monocoat Sunprimer HWP, adding 10% Rubio Monocoat Accelerator Component B to Rubio Monocoat Hybrid Wood Protector is obligatory.

Colours shown on pine



The colours shown are for reference only and are not binding. Consult the technical data sheet before using our products.



TIP

The pigment in the various Rubio Monocoat Hybrid Wood Protector colours contributes to the protection of the wood from greying. **PLEASE NOTE:** The colour PURE is not pigmented, however, which will cause the natural greying to occur faster.

PROTECTION








For finishing exterior walls, garden sheds and gates, wood is being used more and more, often combined with other materials. The wood can be protected in various ways, depending on the desired result. Rubio Monocoat has had the Rubio Monocoat Hybrid Wood Protector in its assortment with great success for years. It is a high-quality oil that protects and colours the exterior wood in one coat. It is available in 20 colours.

› PROTECTING AND COLOURING IN ONE SINGLE LAYER



Rubio Monocoat Hybrid Wood Protector

Hybrid Wood Protector is a genuine 'monocoat', suitable for colouring and protecting all exterior wood in one single layer. The easy application and maintenance makes this oil an exceptionally user-friendly product.

 MANUAL - INDUSTRIAL POLISHING MACHINE	 ± 24 - 36 HOURS
 EXTERIOR: 1 LITER = ± 30 m²	 7 DAYS
 ± 24 HOURS	 BOTTLE: 20 ml - 100 ml - 500 ml CAN: 1 L - 2,5 L
 RUBIO MONOCOAT CLEANER	

The unique characteristics

- › Based on Rubio Monocoat technology using integrated UV stabilizer
- › Easy to apply: no overlaps, fast-drying
- › Economical: 1-layer application, minimum consumption
- › Eco-friendly: no solvents, water or Volatile Organic Compounds (VOCs)
- › Universal: suitable for almost all types of wood, outside
- › Aesthetic: 12 contemporary wood colours and 8 trendy pop colours!

The certificates



WARNING SPONTANEOUS COMBUSTION

Linseed oil is a natural product and not subject to spontaneous combustion. However, oil on a cloth does entail a fire risk. The oxidation of the oil leads to heat accumulation, that can result in spontaneous combustion. Therefore, the cloths must be soaked in water before disposal.



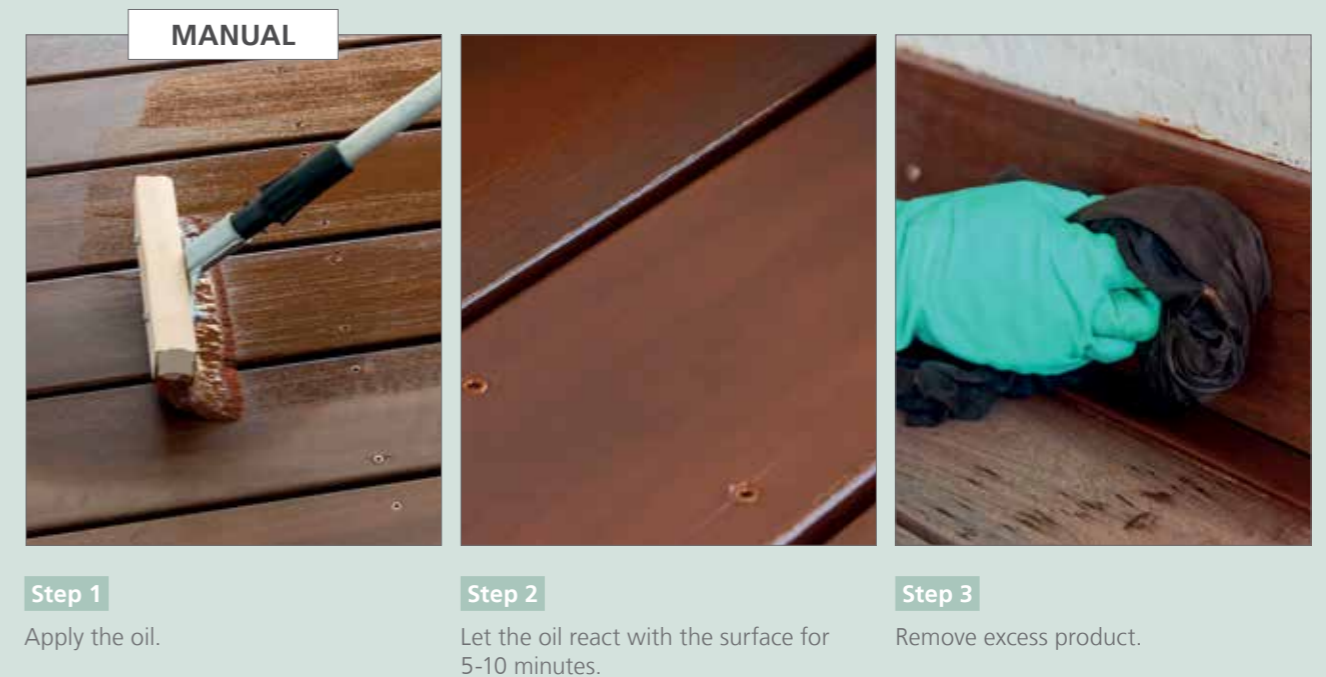
When using Sunprimer HWP, adding **10% Accelerator Component B** to Hybrid Wood Protector is **obligatory**.

Application in 3 easy steps

PREPARATION

- › Wet the wood.
- › Clean the surface with a medium hard nylon brush and Rubio Monocoat Exterior Wood Cleaner.
- › Rinse thoroughly until all foam has disappeared.

NB: This cleaning process must be carried out on old and new wood.



INDUSTRIAL APPLICATION

Adding 10% Rubio Monocoat Accelerator - Comp. B to the Rubio Monocoat Hybrid Wood Protector is obligatory.

Rubio Monocoat Hybrid Wood Protector is available in 12 traditional colours and 8 trendy POP colours. The colours can also be mixed.

Traditional colours shown on pine



Trendy POP colours shown on pine



The colours shown are for reference only and are not binding.
Consult the technical data sheet before using our products.



TIP

The pigment in the various Rubio Monocoat Hybrid Wood Protector colours contributes to the protection of the wood from greying. **PLEASE NOTE:** The colour PURE is not pigmented, however, which will cause the natural greying to occur faster.



MAINTENANCE

› CLEANING



Rubio Monocoat Exterior Soap

Exterior Soap is a soap with a cleaning and nourishing action. This product is used for the interim cleaning of external wooden surfaces which have been treated with a product from the Rubio Monocoat exterior assortment.



MANUAL



WATER



1 LITER / 3 LITER WATER



**BOTTLE: 100 ml - 1 L
JERRYCAN: 5 L**



± 30 MIN.



Rubio Monocoat Exterior Soap Ecospray

Exterior Soap Ecospray is the handy, ready-to-use version of Rubio Monocoat Exterior Soap. This spray is suitable for cleaning smaller surfaces and can be refilled with Rubio Monocoat Exterior Soap.



MANUAL



ECOSPRAY: 500 ml

How do I keep
my exterior wood
clean?



Legend



**Rubio Monocoat Exterior Soap or
Rubio Monocoat Exterior Soap Ecospray**

› **REFRESH & RENOVATE**

Refreshing the colour and protection of wood treated with Rubio Monocoat Hybrid Wood Protector is done with the same product, in the same colour you originally selected. You don't need to sand before applying it. Clean the surface you wish to freshen up using either water or - in the event of moss growth - Rubio Monocoat Exterior Wood Cleaner.

The frequency of maintenance of vertical wood can differ from project to project. Depending on the wood type, the colour of the oil and the location, maintenance will be required sooner for some than for others. Patios should have maintenance every year.



© Nordic terrace
Rubio Monocoat Hybrid Wood Protector, Royal



Legend

Rubio Monocoat Exterior Wood Cleaner

Allow to dry

Rubio Monocoat Hybrid Wood Protector

Clean with water

PROTECTION

Outdoors, it's vital to treat wooden surfaces with the right product. After all, you want the wood to look good for a long time. Rubio WoodCream is based on hydrophobic technology especially developed for maximum wood protection. Its unique and active self-cleaning formula intensely nourishes the wood, preserves the breathable structure, and makes it water-repellent. And the beauty of it all: the wax cream comes in a wide range of colours and brushes smoothly. A joy to work with and a feast for the eyes!



Rubio WoodCream

Protecting the natural beauty of wood

Rubio WoodCream is a breathable hydrophobic wax-based cream that colours and protects wood and makes it water-repellent. The hydrophobic Rubio WoodCream technology in combination with its unique cream structure offers both on product as on application level important benefits. This moisture-regulating cream provides a water-repellent and self-cleaning wood protection. The long contact technology ensures a perfect absorption of the cream into the wood's pores, without covering them, thus ensuring the wood's natural moisture balance and structure.

Rubio WoodCream gives wooden surfaces a semi-transparent, aged, or covering look and is available in 3 colour collections: The Grey Collection, The Traditional Collection, and The Scandinavian Collection. A transparent version (#0) is also available in order to create a non-coloured effect. Since this version has no UV filter, it allows the wood to age naturally while still protecting the wood and making it water-repellent. This transparent version will also protect already aged wood.


Depending on the chosen colour, wood type and orientation of the vertical wood, the colour will last between 5 to 10 years. After about 5 years, the pearl effect (water-beading) will gradually diminish.



TIPS

- › Avoid direct sunlight on the surface.
- › In case of high temperatures (> 30°C) or when there is no shadow, we recommend diluting Rubio WoodCream with Rubio WoodCream Softener in order to make the product easier to apply and to allow it to dry less quickly.
- › On rough and very absorbent wood surfaces, we recommend diluting Rubio WoodCream with Rubio WoodCream Softener so you can easily apply Rubio WoodCream on the surface. For a more covering effect you can apply a second layer.

 **MANUAL - INDUSTRIAL**

 **± AFTER 3 HOURS**
the pearl effect will appear

 **± 12-20 m²/L**

 **WATER**

 **± 12 HOURS**

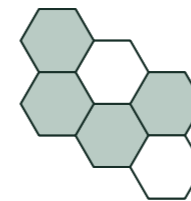
 **BOTTLE: 30 ml**
CAN: 1 L - 2,5 L - 5 L - 20 L

The unique characteristics

- › Wax-based cream
- › Nourishing
- › Breathable
- › Water-repellent
- › Self-cleaning

Innovative technology with unique benefits

The hydrophobic Rubio WoodCream technology in combination with its unique cream structure offers both on product as on application level important benefits.



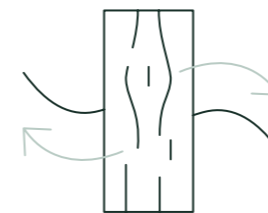
WAX-BASED CREAM

The **cream structure** of Rubio WoodCream not only guarantees **an easy application**, but it also ensures a long contact time with the wood. This gives the wood time to optimally absorb Rubio WoodCream, without covering the wood pores. Rubio WoodCream can be applied in one layer, or for a more covering result, in several layers, without changing these unique properties. The unique structure also guarantees **very low consumption**.




NOURISHING

Rubio WoodCream not only colours and protects the wood, but also nourishes it. The cream penetrates **deep into the wood** and ensures that the surface remains **vapour permeable**. The cream **doesn't contain fillers** and doesn't form a sealing layer on the wood as other paint products and lacquers do. Rubio WoodCream **will not flake off** and therefore guarantees a **much longer lifespan** of the wood.



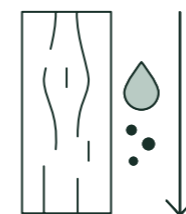
BREATHABLE

Wood must be able to breathe to maintain its beauty. Our hydrophobic cream ensures that the **wood pores remain open** and **moisture regulation is retained**. As a result, water is repelled, and air and water vapour can still pass through. The **natural look & feel** of the wood is also preserved.



WATER-REPELLENT

The capillary force of the wood fibres, the force that attracts water, is converted into a water-repellent force because of the hydrophobic character of Rubio WoodCream. This results in a **long-lasting pearl effect** which gives the wood a **very durable protection** against extreme weather conditions.



SELF-CLEANING

The pearl effect provides **100% protection against water**, and at the same time creates a self-cleaning effect. Water droplets slide off the wood, removing dirt particles from the surface. The water-repellent and self-cleaning effect **reduces the risk of micro-organism growth** (algae, molds, fungi) and prevents frost damage.

The Grey Collection on pine



DIRTY GREY #1



TIMELESS GREY #2



MISTY GREY #3



GRAVEL GREY #4



BLUE GREY #5



GREEN GREY #6



BOLD BLACK #7



CHARMING GREY #8



TRANSPARENT #0



TIPS

- › Create an **instant aged look** by adding Rubio WoodCream Softener to one of the colours from this Grey colour collection.
- › A transparent version (#0) is also available in order to create a **non-coloured effect**. Since this version has no UV filter, Transparent (#0) allows the wood to age naturally while still protecting the wood and making it water-repellent. Apply it undiluted.

The Traditional Collection on pine



SNOW WHITE



CREAMY WHITE



MOCHA CREAM



SALTED CARAMEL



RICH ALMOND




SOFT TAUPE



DEEP TAUPE



BURNED CHOCOLATE



SWEET TOFFEE

The Scandinavian Collection on pine




OSLO OCHRE



SWEDISH RED



QUIET GREEN



COUNTRY GREEN



FOREST GREEN




FIJORD BLUE



AURORA BLUE



NAVY BLUE



ICE BLUE



MAINTENANCE



Rubio WoodCream Softener must always be used **in combination with** Rubio WoodCream. Do not use Rubio WoodCream Softener on a standalone basis.



WoodCream Softener

Accompanies WoodCream for colour effects and maintenance solutions

› For maintenance solutions

WoodCream Softener is the perfect WoodCream partner for maintenance solutions on wooden surfaces treated with Rubio WoodCream. This combination is ideally applied after an annual visual check just after the winter season.

› For colour effects

WoodCream Softener can also be used to create different colour effects. This way you can decrease the colour intensity of the existing Rubio WoodCream colours to achieve a more transparent effect. Rubio WoodCream Softener also offers the solution for fans of an instant aged look: mix one of the colours from the Grey Collection with Rubio WoodCream Softener.



MANUAL



BOTTLE: 100 ml - 1 L
JERRYCAN: 5 L



WATER



STIR WOODCREAM WELL AND DILUTE WITH WOODCREAM SOFTENER AT A RATIO OF 9 UNITS WOODCREAM TO 1 UNIT WOODCREAM SOFTENER (ADJUST RATIO FOR THE DESIRED RESULT TO MAX 1:1).

The unique characteristics

- › 0% VOC
- › Reduces the solid content without changing the viscosity
- › Elongation of the drying time
 - › Easier to work with in hot conditions
 - › Reduces the risk of overlaps
- › Easier spreadability on rough and absorbent substrate
- › Reduces layer build-up when renovating and refreshing Rubio WoodCream and when Rubio WoodCream is applied in 2 layers



ATTENTION

Adding Rubio WoodCream Softener reduces the UV resistance of the product. This can cause premature discolouration. This discolouration effect depends on the amount of Rubio WoodCream Softener added.

IS YOUR WOOD SUFFERING FROM DIRT AND GREEN DEPOSITS, FADING OF COLOURS OR DIMINISHING PEARL EFFECT?



1

Clean the wood

Clean the wood with a mixture of 10% Rubio Monocoat Exterior Wood Cleaner and water.

Consult the technical datasheet before use




2

Mix, stir and dilute

Rubio WoodCream with Rubio WoodCream Softener

in a ratio from 9 parts Rubio WoodCream and 1 part Rubio WoodCream Softener



3

Apply the mixture

Spread out the product in one go, carefully and evenly, in the direction of the wood fibre. Work in zones of 3 to 4 boards. It's best to work wet-in-wet.

Legend



Rubio Monocoat
Exterior Wood Cleaner



Rubio WoodCream



Rubio WoodCream
Softener



Rubio
WoodCream
Brush



EXTRA

ENVIRONMENT & SAFETY	64
ACADEMY	66
PAST, PRESENT & FUTURE	67

RUBIO MONOCOAT

ENVIRONMENTALLY-CONSCIOUS PRODUCTS WHICH ARE SAFE FOR BOTH THE USER AND THEIR ENVIRONMENT

All of Rubio's employees live and breathe wood. The goal of Rubio Monocoat's products is to protect the natural beauty of wood in all its amazing shades while also increasing its lifespan. Our focus is on maintaining the natural look and feel of the wood.



Rubio Monocoat, the first oil which actually contains 0% VOC

Back during the development phase of Rubio Monocoat's first oil - three years before the introduction of the first VOC regulations - we decided to set the bar high when it came to the emission of hazardous vapours during the application of our products. We expressly decided not to work with a 'low-level of VOC emissions' but instead decided to opt for 0% VOC.

Rubio Monocoat oil is based on molecular binding. This means that all dangerous materials can be excluded without having to lower our quality standards. We are proud to conclude that from the very beginning we have set emission standards that are stricter than those which have been prescribed in the legislation dating back to 2010.

What are VOCs?

'Volatile Organic Compounds' is a generic term for the chemical substances that evaporate into the air after applying oil. Organic refers to the chemical composition of the components and volatile refers to the fact that they evaporate while drying.

Why are they hazardous?

Using products that contain VOCs releases vapours that are hazardous to both man and the environment. Excessive contact with VOCs can cause allergic reactions, breathing problems and eye problems. Furthermore, they affect the ozone layer and increase the greenhouse effect. No wonder that legislative bodies have found it necessary to intervene.

In spite of the hazardous characteristics demonstrated in VOCs, manufacturers refuse to stop using them altogether. They reduce their content to the lowest possible quantity, but they often do not abandon VOCs completely. This is because VOCs contribute to a large extent to the optimal workability of the traditional wood finishing products. The action of Rubio Monocoat, however, is based on molecular binding: a revolutionary technology in which the hazardous factors are eliminated while guaranteeing incontestable quality.



International certificates

Our focus on sustainable entrepreneurship is reflected in the certificates our products have been awarded by numerous independent, international institutes. A list of the most important certificates we have been awarded:

› Eurofins Indoor Air Comfort Gold

Rubio Monocoat is the first in the wood treatment sector to get the Eurofins Indoor Air Comfort Gold label. This shows the focus we put on quality and the contribution to a healthy environment. The label unites the most relevant emission specifications and requirements in Europe. It guarantees our customers that we will continue to meet the expected strict standards regarding emission in the coming years.



› From LCA to EPD

VITO has awarded our Oil Plus 2C a Life Cycle Assessment (LCA). This means that they identified, quantified and evaluated the environmental impact of our product from cradle to grave and gave us a positive recommendation. Based on this LCA, the Belgian FOD (FPS Health) has approved our B-EPD (Environmental Product Declaration) for Oil Plus 2C. This document provides quantified information on the environmental impact of a product and reflects our ecological vision. Our B-EPD document is moreover valid in many countries, since only the environmental impact on transport needs to be recalculated to be applicable in other countries.



› Ü Label – DiBt

DiBt is an official, independent, German institute which tests the emissions released by industrial products used indoors. This label is mandatory for each product used in public spaces like doctor's practices, hospitals, offices and shops.



› A+ label

This label from the French legislation measures the number of VOCs in products and awards a grade from A+ (lowest emission) to C (highest emission).



› FR-certificate BFL-S1

The FR Oil System, our flame-retardant oil system, has been tested in accordance with the following standards: EN 13501-1, EN ISO 11925-2 and EN ISO 9239-1 and has received the Bfl-s1 rating, the highest classification ever achieved by an oil system (see also page 24).



› Toy safety EN 71-3

This European guideline regulates the migration of certain hazardous elements like barium, cadmium and mercury etc. in different types of toys. The decision reflects that wood treated with Rubio Monocoat Oil Plus 2C, Rubio Monocoat Hybrid Wood Protector or Rubio Invisible Protector is safe for children.



› Food Contact Compliance

Oil Plus 2C is often used on cutting boards, kitchen worktops, tabletops, etc. To ensure this use, Eurofins has tested the oil according to underlying specification of European Framework Regulation 1935/2004 for Food Contact Materials. They concluded that Oil Plus 2C can be used on wood that comes into contact with food and is safe for household use, which is recommended increasingly for a lot of projects.



› M1

The aim of this classification is to enhance the development and use of low-emitting building materials. The classification presents emission requirements for the materials used in ordinary work spaces and residences with respect to good indoor air quality. M1 stands for low emissions.



RUBIO ACADEMY

EXPERIENCE AND KNOWLEDGE
AT THE SERVICE OF OUR CUSTOMER



Rubio Academy - customized training for clients

What exactly does 'sanding according to the rules' entail? Which pre-colouring provides the best result on a particular type of wood? What should you mainly take into account when you select a certain product?

These questions and many others are answered in a clear manner during training by our specialists at the Rubio Academy in our Belgian headquarters.

After a short theoretical part, you immediately start gaining practical knowledge. Depending on the professional area of the customer, this takes place in a hall where a full industrial set-up is found or at the site organized for manual applications. A combination of both is also possible!

Test environment – we are sure of what we promise

Our products are distributed to customers only after a thorough testing phase in our lab and in practice halls. In this environment our specialists test the various application methods, measure the consumption and monitor the drying times. After drying, the test boards are still not spared. They still have to be tested on their resistance to liquids and scratches. All this with one objective in mind: to guarantee that a Rubio Monocoat product actually lives up to what we promise.



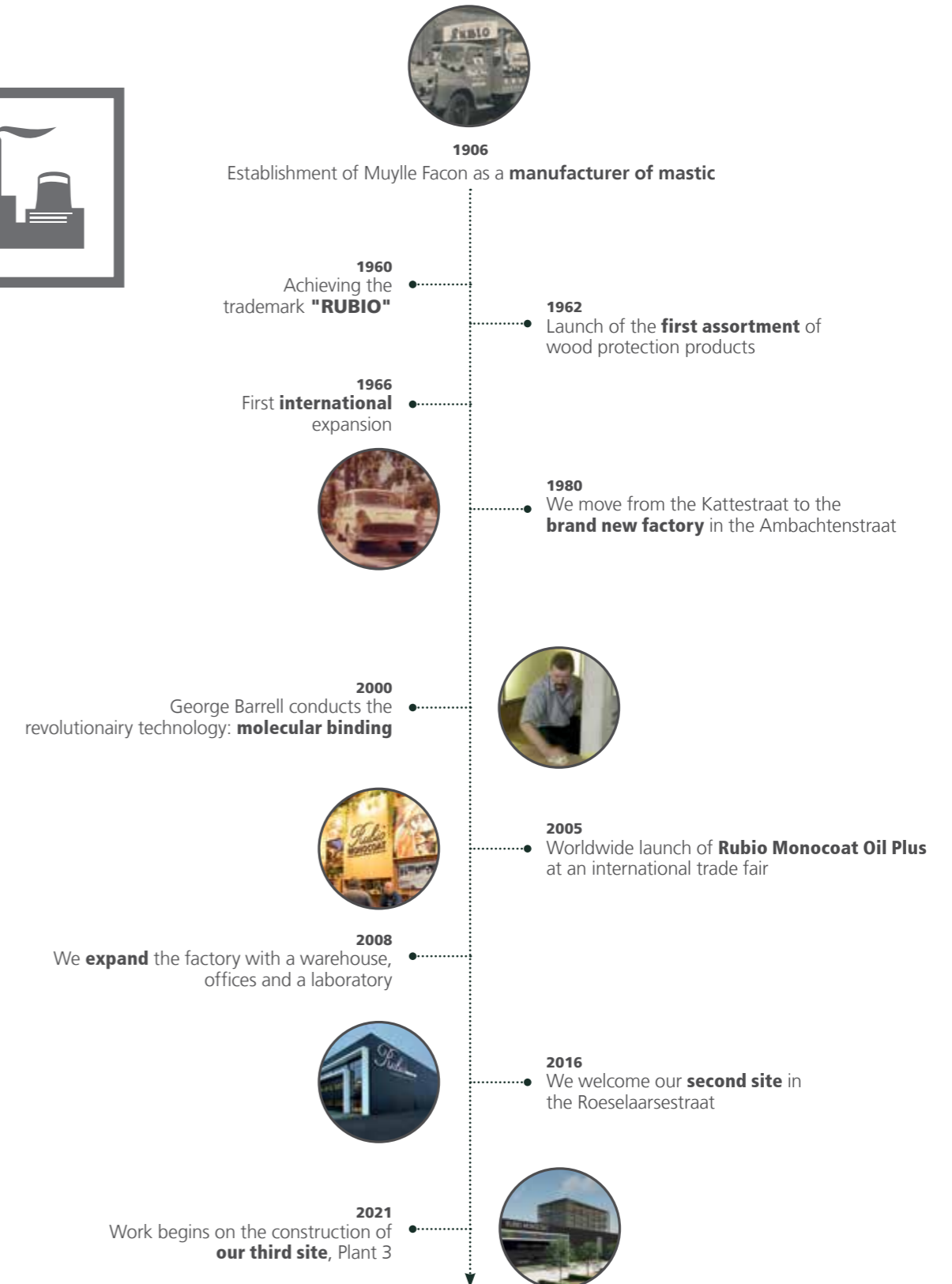
LEFT: GINO DEWAELE - SR. TECHNICAL SERVICE ENGINEER
RIGHT: PATRICK AELBRECHT - SR. TECHNICAL SERVICE ENGINEER

Contact us

Interested in customized training for your sales people or customers?
Send an email to service@rubiomonocoat.com with your specific wishes.

PAST, PRESENT & FUTURE

RUBIO MONOCOAT, A RAPIDLY EXPANDING BRAND



Branch Offices

Algeria • Australia • Austria • Belgium • Brazil • Bulgaria • Canada • China • Colombia • Costa Rica • Croatia • Czech Republic • Denmark • Estonia • Finland • France • French Polynesia • Germany • Ghana • Greece • Guadeloupe • Hong Kong • Hungary • Iceland • India • Indonesia • Ireland • Israel • Italy • Japan • Jordan • Kenya • Lithuania • Luxembourg • Malaysia • Malta • Mexico • Morocco • Netherlands • New Zealand • Norway • Oman • Pakistan • Peru • Philippines • Poland • Réunion • Romania • Russian Federation • Serbia • Singapore • Slovakia • South Africa • South-Korea • Spain • St. Pierre & Mique-lon • Sweden • Switzerland • Taiwan • Thailand • Turkey • Ukraine • United Arab Emirates • United Kingdom • United States of America • Vietnam • Zambia

Rubio[®]
MONOCOAT
YOUR PARTNER IN WOOD PROTECTION



**WELCOME TO THE
RUBIO MONOCOAT FAMILY**

More than 82 countries
80.000.000 m² treated wood per year

Cover image:
Private home, Oil Plus 2C, colour Smoke 5% on American White Oak



Copyright ©, BV Muylle Facon SRL, 2022 - V01, Izegem (Belgium)

Rubio Monocoat Head office • Roeselaarsestraat 535, 8870 Izegem (Belgium)
Tel. +32 (0)51 30 80 54 • info@rubiomonocoat.com • www.rubiomonocoat.com