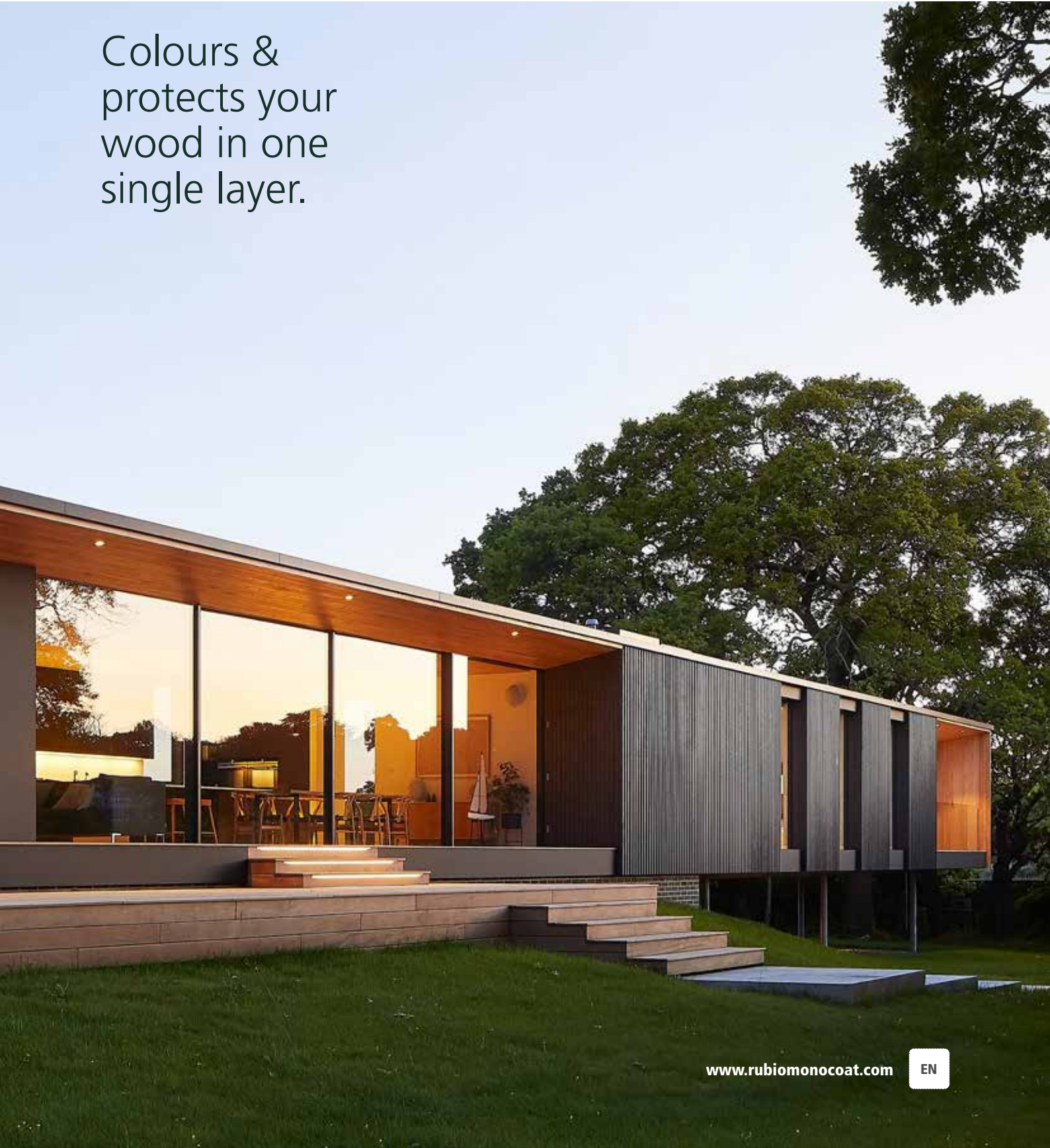


EXTERIOR

*Rubio*<sup>®</sup>  
**MONOCOAT**  
THE POWER OF ONE

# Hybrid Wood Protector

Colours &  
protects your  
wood in one  
single layer.



# Rubio MONOCOAT Hybrid Wood Protector



## Protects the natural beauty of exterior wood.

Rubio Monocoat has had the Hybrid Wood Protector in its assortment with great success for years. It is a high-quality oil for exterior wood and is available in 20 colours. Thanks to its revolutionary binding, the product protects and colours your wood in a single layer. This avoids overlaps and marks, and you get low consumption and long-lasting protection. In addition, you preserve the natural look of the wood and its fibre structure.



### 1 MOLECULAR BINDING

- ✓ Colours and protects in 1 layer
- ✓ No overlaps or starting marks
- ✓ Economical: minimum consumption, 1-layer application
- ✓ Based on Rubio Monocoat technology, using integrated UV stabiliser
- ✓ Universal: suitable for almost all types of wood

### LOOK & FEEL

- ✓ Available in 12 natural wood colours and 8 trendy pop colours
- ✓ Enhances the natural look and feel of the wood
- ✓ Combine with optional pre-treatment Sunprimer HWP for intense colours
- ✓ Custom-made colours (ideal for project market)

### 0% VOC ECOLOGICAL

- ✓ Environmentally friendly & safe for humans: 0% VOC
- ✓ Does not contain any water or solvents
- ✓ Low consumption, which saves on packaging and transport

### PROTECTION

- ✓ Easy to maintain
- ✓ Not film-forming, does not flake off

### DRYING & MAINTENANCE

- ✓ Fast-drying (dry after 24 hours, completely cured after 7 days)
- ✓ Maintenance is done with the same product, no sanding required



Hybrid Wood Protector is available in 12 traditional colours and 8 trendy POP colours.  
The colours can also be mixed.

### TRADITIONAL COLOURS ON PINE



### POP COLOURS ON PINE



Colours shown only serve as an example. We recommend doing a test on identical sanded wood.  
**Colour Pure doesn't contain any pigments**, this gives a natural wet look to your wood.  
Consult the technical data sheet before using our products.



- › The pigment in the various Hybrid Wood Protector colours contributes to the protection of the wood from greying. **NOTE:** The colour PURE is not pigmented, however, which will cause the natural greying to occur faster.
- › It is not recommended to use light colours (White, Natural, ...) on horizontal surfaces and dark wood types. If you have a dark wood type, choose a dark colour (Look Ipé, Chocolate, ...).

### PRODUCT INFORMATION

Drying time	24 hours
Curing time	7 days
Application Information	All vertical and horizontal surfaces outdoors (e.g. terraces, cladding, garden furniture, ...)
Usage	15-30 m <sup>2</sup> /L *
Working temperature	10-30°C
Storage	The product can be stored up to 36 months in dry conditions and in its original packaging. Keep away from frost. Do not store above 30°C.
Cleaning	Earliest after 7 days: clean with Exterior Soap
Advantages	Protection against sun, rain, wind and wear and tear
Remarks	Brushes and tools can be cleaned after use with Cleaner
Packaging	<b>Bottle: 20 ml - 100 ml - 500 ml</b> <b>Can: 1 L - 2,5 L</b>

\* These usages are merely indicative. Results depend on wood type, sanding and method of preparation.  
It is always recommended to make a sample in order to calculate the exact usage.



- › To further intensify the colouring, Hybrid Wood Protector can be combined with an optional pre-treatment with Sunprimer HWP. Please consult the technical data sheet for detailed instructions. Attention: this is only possible on vertical surfaces such as facades, windows and doors.

## TOOLS



### Brush Standard 60 & 220

This brush of 60/220 mm wide can be used to apply Rubio Monocoat oil products and Rubio Monocoat water-based products (Sunprimer HWP).

- After the use of oil products, the brush can be cleaned with Cleaner.
- After the use of water-based products, it can be cleaned with just water.



### Spatula

- Ideal for manually applying Hybrid Wood Protector
- Very suitable for flat surfaces such as tables, counter tops, ...
- Stronger end result
- Easy to use



### Extension Pole 180 cm

- Cleaning and application pole
- Compatible with the Brush Standard 220, frame for white roller and Microfiber Pad Holder.
- Makes it easier to apply Hybrid Wood Protector to large wooden surfaces.

Make sure you attach the pole firmly to the brush



### Round Pad Beige

- Ideal for applying our oil-based products
- Available in 2 different sizes:
  - Ø 150 mm (5.9 inch) - fits orbital hand sanders
  - Ø 406 mm (16 inch) - fits floor polishing machines
- Easy to use
- Lets the oil penetrate deeper into the wood

Immerse the pad in water after use



### Round Pad Red

- Ideal for applying our oil-based products
- Especially suited for rough surfaces
- Available in 2 different sizes:
  - Ø 150 mm (5.9 inch) - fits orbital hand sanders
  - Ø 406 mm (16 inch) - fits floor polishing machines

Immerse the pad in water after use



### Round Pad White

- Ideal for removing the excess of Rubio Monocoat oil products
- Removes excess oil
- Available in 2 different sizes:
  - Ø 150 mm (5.9 inch) - fits orbital hand sanders
  - Ø 406 mm (16 inch) - fits floor polishing machines

Immerse the pad in water after use

**WARNING**  
SPONTANEOUS COMBUSTION  
Linseed oil is a natural product and not subject to spontaneous combustion. However, oil on a cloth or other tools does entail a fire risk. The oxidation of the oil leads to heat accumulation, which can result in spontaneous combustion. **Therefore, the cloths and other tools must be soaked in water before disposal.**



### Mixing Cup 400 ml / 1800 ml

- Measuring cup to mix products (some of our products need to be combined with an Accelerator)
- Convenient measuring lines
- Re-usable cup
- Perfect for smaller and bigger projects



### White Wiping Rags 1kg

- Lint-free cotton cloths
- Ideal for wiping away excess product

Immerse the cloths in water after use



### Bucket 7L & 12L with set of Refills

- Bucket to mix products before application or when using an application brush (e.g. Brush Standard 220)
- Interior inlays to keep the bucket clean and easily re-usable:
  - Set of 3 Refills available for Bucket 7L
  - Set of 5 Refills available for Bucket 12L





## HYBRID WOOD PROTECTOR APPLICATION IN 5 SIMPLE STEPS



### Preparation:

- › Clean your wood (old & new):
  - Dampen the surface with water. Use a garden hose but never a high pressure cleaner.
  - Apply some undiluted Exterior Wood Cleaner. Use gloves, be careful that the product does not get in the eyes.
  - Scrub the treated area with a nylon scrubbing brush in the lengthwise direction of the wood until it is clean. This will cause the product to foam.
  - In case of persistent deposits, repeat the treatment if needed.
  - Rinse thoroughly with water until all the foam has disappeared and let dry.

- › Please note: if your wood has already been treated, the previous treatment must first be removed completely. No old oil or varnish residue may remain after sanding. Therefore, sand with e.g. screening net 40, screening net 80 and finally screening net 100.



### STEP 1

Stir the Hybrid Wood Protector thoroughly until a homogenous mixture is obtained. For all surfaces except for claddings: carefully add 10% Accelerator - Component B to the oil (keep in mind that, once mixed, you have 4 to 6 hours to use the product).

### STEP 2

2a. Apply a layer of Hybrid Wood Protector with a flat paint brush (for **claddings**) or a Standard Brush 60 (for **other wooden exterior objects** such as garden furniture, windows, doors).

2b. For **terraces**: work in zones of 5-10 m<sup>2</sup>. Apply a small quantity of Hybrid Wood Protector with the Standard Brush 220 and then spread the oil in the direction of the wood with the Standard Brush 220 or with a polishing machine with a beige or red 16 inch Rubio Monocoat pad.

### STEP 3

Leave the oil to react for 10 minutes. Then smooth the surface again with the same brush, terrace brush or beige pad (without applying new product).

### STEP 4

After 5 minutes wipe off the surface with a lint-free cloth to remove all traces of excess oil.

### STEP 5

Let dry for about 24 hours. Complete curing takes place after 7 days.



Consult our Exterior Maintenance Brochure for information about maintaining your exterior wood.

SCAN TO WATCH A HOW TO VIDEO



### INDUSTRIAL APPLICATION

- › Adding 10% Accelerator - Component B to the Hybrid Wood Protector is obligatory.



© Timo Pyykönen

## ACCELERATOR COMPONENT B

**STRONGER, QUICKER & LONGER PROTECTION**

Accelerator Component B is added to the Rubio Monocoat oils for quicker drying and curing and for a stronger end result.



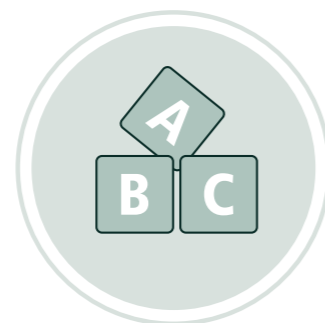
Using Accelerator - Component B is recommended for all applications, horizontal and vertical, where a quicker drying time and increased durability are desired (terraces, furniture, damp spaces, etc.), except for claddings.

### UNIQUE CHARACTERISTICS

- › Miscible with Hybrid Wood Protector
- › 0% VOC
- › Does not contain water
- › Improves the wear-resistance of the finish
- › Quick drying and hardening
- › When mixing with Hybrid Wood Protector: add maximum 10% Accelerator - Component B

Packaging **Bottle: 30 ml - 100 ml**  
**Can: 1 L - 5 L**

## TOY SAFETY EN 71-3 CERTIFICATE (EUROPEAN GUIDELINE)



- ✓ We comply with the European Regulation EN 71-3 for toys
- ✓ Positive evaluation of the migration of certain hazardous elements like barium, cadmium and mercury etc. in different types of toys
- ✓ Our indoor products that comply with standard EN 71-3 are also safe for children.

## MEET THE PERFECT PARTNERS FOR HYBRID WOOD PROTECTOR

### PREPARATION

Exterior wood is exposed to excessive dirt and deposits. It is crucial to thoroughly clean the surface before treating it with Rubio Monocoat oil.



## Exterior Wood Cleaner

### EFFICIENT CLEANER FOR EXTERIOR WOOD

Exterior Wood Cleaner is a preparatory cleaner for all types of exterior wood (wooden patios, fences, outside doors, carports, terraces, etc.) and composite. The product removes grey discoloration, green deposits and dirt.

It is suitable both to refresh your wooden surface after the winter and to prepare your wooden surface for a treatment with Rubio Monocoat oil. The product can therefore also be used as a stand-alone product when renovating.

New, aged and already treated wood should always be cleaned with Exterior Wood Cleaner before an oil application.



Application method	Nylon scrubbing brush
Drying time	± 30 minutes at a temperature of 20°C and proper ventilation
Usage	Manual: ± 15 m <sup>2</sup> /L *
Packaging	<b>Bottle: 100 ml</b> <b>Jerrycan: 1 L - 5 L</b>

\* These usages are merely indicative. Results depend on wood type, sanding and method of preparation. It is always recommended to make a sample in order to calculate the exact usage.

### ADVANTAGES

#### › New wood

Grease that occurs naturally in certain types of wood is removed. The pores of the wood are opened up, which guarantees a better durability of the protection.

#### › Greyish and previously treated wood

A treatment with Exterior Wood Cleaner will degrease and restore the wood, allowing for an optimal colouration and smooth end result.

Extra convenient about this product? You immediately have a noticeable result!



- › Do not allow the solution with Exterior Wood Cleaner to dry before rinsing off.

## PRE-TREATMENT OPTIONAL

In contemporary architecture, the outdoors becomes more important every year. With Hybrid Wood Protector (HWP), Rubio Monocoat contributes to that trend with a decorative and durable treatment for exterior wood. And to further intensify the colouring, we added Sunprimer HWP to the exterior range.



## Sunprimer HWP

### GIVES A MORE INTENSE COLOUR TO VERTICAL WOOD

Sunprimer HWP is a water-based primer which limits the effects of UV light and which can be used as an optional primer when applying a finishing coat of Hybrid Wood Protector on vertical exterior wood.

Sunprimer HWP - which is always applied in the same colour as the Hybrid Wood Protector - guarantees the deep penetration of colour pigments which results in an intense colour.

Application method	Manual / Polishing machine
Usage	1 Liter = 10 - 35 m <sup>2</sup> *
Drying time	± 24 hours
Curing	± 3 days
Cleaning of used materials	Cleaner
Packaging	<b>Bottle: 20 ml - 100 ml - 1 L</b> <b>Can: 5 L</b>

\* These usages are merely indicative. Results depend on wood type, sanding and method of preparation. It is always recommended to make a sample in order to calculate the exact usage.

## UNIQUE CHARACTERISTICS

- › Ready for use
- › Retains the natural look of the wood
- › Provides a deep and intense colour
- › Provides better cover and a more uniform effect
- › 20 unique colours
- › Only applicable on vertical wood

This product is a pre-treatment and **has to be combined** with our Hybrid Wood Protector.



- › Always clean the wood using Exterior Wood Cleaner before applying Sunprimer HWP. This will significantly increase the finish's durability.
- › Always use the same colour of Sunprimer HWP and Hybrid Wood Protector.



© Ström Architects  
Photography © Hufton & Crow

## SUNPRIMER HWP COLOURS ON PINE



*Colours shown only serve as an example. We recommend doing a test on identical sanded wood. Consult the technical data sheet before using our products.*



- › When using Sunprimer HWP, adding 10% Accelerator Component B to Hybrid Wood Protector is obligatory.
- › The pigment in the various Hybrid Wood Protector colours contributes to the protection of the wood from greying. PLEASE NOTE: The colour PURE is not pigmented, however, which will cause the natural greying to occur faster.

*Rubio*<sup>®</sup> MONOCOAT  
**Hybrid Wood Protector**

Protects the natural beauty of exterior wood.



**Rubio Monocoat Head Office**  
Roeselaarsestraat 535, 8870 Izegem (Belgium)  
Tel. +32 (0)51 30 80 54 • [service@rubiomonocoat.com](mailto:service@rubiomonocoat.com)  
[www.rubiomonocoat.com](http://www.rubiomonocoat.com)  
© 2023 BV Muylle Facon SRL, Izegem (Belgium)

Cover image:  
© Ström Architects,  
Photography © Hufton & Crew

