

Rubio® MONOCOAT
— MAINTENANCE —



DuroGrit

EN



PERFECT FOR OUTDOOR WOOD PROJECTS WHERE UV PROTECTION AND DURABILITY ARE CRUCIAL.



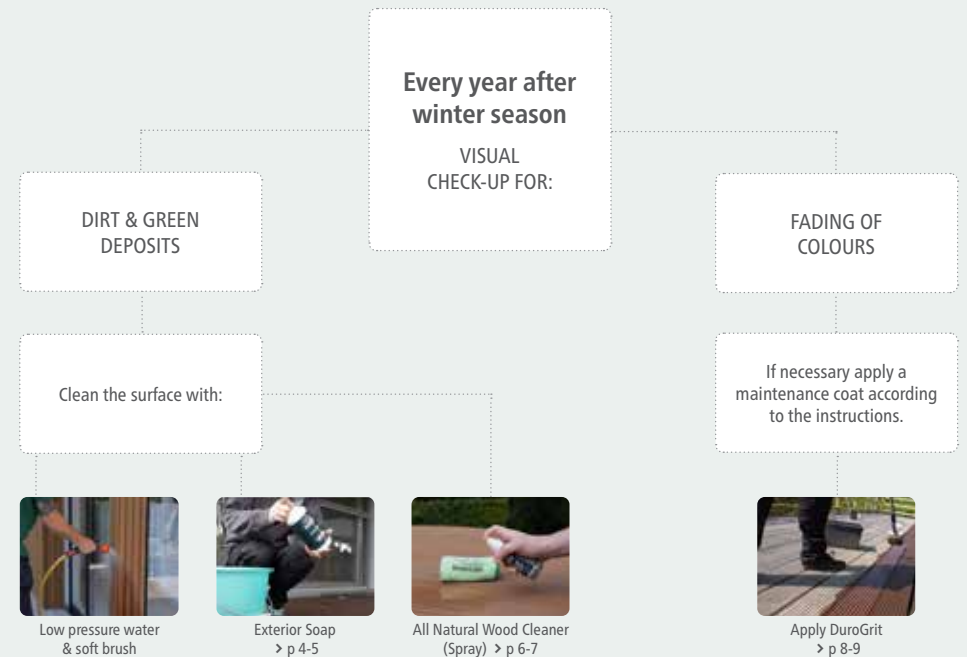
DuroGrit

TOMORROW'S UV PROTECTION FOR YOUR OUTDOORS

DuroGrit is a sustainable, **wood fibre fortified** and water-soluble oil that colours and protects all **exterior wood** in 1 single layer. The **FibreGrit Technology**, where added wood fibres give the oil its unique structure, provides the perfect combination between a **saturation** and a **breathable monocoat** system.

Thanks to this technology, the product does not only have an incredible and long-lasting **UV protection** compared to other exterior wood finishing products, but it's also extremely **durable** and **wear resistant**.

GENERAL MAINTENANCE INSTRUCTIONS



The frequency of maintenance depends on the weather conditions, exposure, geographical situation, solar orientation, wood type (softwood vs hardwood) and colour. In normal weather conditions:

- Vertical surfaces every 5-10 years
- Horizontal surfaces up to 2 years

CLEANING

Rubio Monocoat products ensure lasting protection and maintenance of your exterior wood. To keep protected surfaces in top condition, Rubio Monocoat also offers two efficient maintenance products for exterior use only. Of course, you can also use our All Natural Wood Cleaner and Spray for exterior cleaning (see pages 6 & 7).



EXTERIOR SOAP

Ecological soap with cleaning and nourishing effect

→ TO BE DILUTED WITH WATER

Exterior Soap is a dual phase soap with a cleaning and nourishing action. This product is used for the cleaning of exterior wooden surfaces (claddings, patios, large pieces of furniture ...) which have been treated with DuroGrit.

INSTRUCTIONS:

01. Make the wooden surface wet. **02.** Shake the bottle to obtain a homogeneous mixture. **03.** Pour 1 litre of Exterior Soap into a bucket. Add 3 litres of clear water. **04.** Clean the surface with a mop or a lint-free cloth. **05.** Allow to dry for approximately 30 minutes.



EXTERIOR SOAP ECOSPRAY

Ready-to-use spray of our ecological soap with cleaning and nourishing effect

→ DILUTED VERSION OF EXTERIOR SOAP, READY TO USE


The ecospray is suitable for the cleaning of exterior wooden surfaces (furniture, local spots, ...) which have been treated with a Rubio Monocoat protective product for exterior.

INSTRUCTIONS:

01. Make the wooden surface wet. **02.** Shake the bottle to obtain a homogeneous mixture. **03.** Spray the product onto the surface. **04.** Clean the surface with a mop or a lint-free cloth. **05.** Allow to dry for approximately 30 minutes.

EXTERIOR SOAP APPLICATION

FOR LARGER SURFACES:
CLADDINGS, TERRACES, LARGE PIECES OF FURNITURE, ...



SCAN TO WATCH
A HOW TO VIDEO



EXTERIOR SOAP ECOSPRAY APPLICATION

FOR SMALLER SURFACES:
GARDEN FURNITURE, LOCAL SPOTS, ...



SCAN TO WATCH
A HOW TO VIDEO



CLEANING



ALL NATURAL WOOD CLEANER

Microbiological cleaner for cleaning wooden floors

→ TO BE DILUTED WITH WATER

All Natural Wood Cleaner is a safe, durable and user-friendly cleaner for all wooden surfaces. Thanks to the microbiological characteristics and the active microorganisms, the product is self-cleaning and has a long-term after-effect. This guarantees less new soiling, which is also easier to remove during the next cleaning.

This product is suitable for cleaning floors and large surfaces.

INSTRUCTIONS:

01. Make the wooden surface wet. **02.** Pour 10 ml (5 pumps) of All Natural Wood Cleaner into a 5-8 L bucket with lukewarm water (max. 40°C). When used in a correct dose our 300 ml bottle can cover 30 cleaning sessions. **03.** Clean the surface. Do not leave water on the surface, it is sufficient to simply clean damp. **04.** Allow the surface to dry for approximately 30 minutes. Do not walk on the surface until it is completely dry. Rinsing with clean water is not necessary.

ALL NATURAL WOOD CLEANER SPRAY

Ready-to-use spray for cleaning smaller surfaces

→ DILUTED VERSION OF ALL NATURAL WOOD CLEANER, READY TO USE

All Natural Wood Cleaner Spray is a ready-to-use, diluted version of the All Natural Wood Cleaner.

The product has all the same properties and is ideally suited for smaller surfaces such as furniture, tables, worktops and local spots.

INSTRUCTIONS:

01. Make the wooden surface wet. **02.** Spray All Natural Wood Cleaner Spray onto the surface. **03.** Now clean the surface with a microfibre cloth. **04.** Allow the surface to dry for approximately 30 minutes.

Does not build up a layer • Preserves matte, natural look of the wood • Highly concentrated and economical • Very ecological

AVAILABLE SCENTS → ALPINE MEADOW | NORDIC BREEZE | SAHARA NIGHTS

ALL NATURAL WOOD CLEANER APPLICATION




SCAN TO WATCH A HOW TO VIDEO

HOW IT WORKS

Our unique **probiotic formula** contains positive microscopic bacteria that act as **natural allies against dirt and grime**. These organisms feed off the dirt that can be found on and in your wooden surfaces.

As long as they have "food" they keep on cleaning for you, providing a **long-lasting cleaning effect without affecting the wood itself**.

ALL NATURAL WOOD CLEANER SPRAY APPLICATION



SCAN TO WATCH A HOW TO VIDEO

RENOVATION

Exterior wood is exposed to excessive dirt and deposits. It is crucial to thoroughly clean the surface before applying DuroGrit.



SCAN FOR A HOW TO VIDEO ON DUROGRIT APPLICATION

EXTERIOR WOOD CLEANER

Efficient cleaner for exterior wood

Exterior Wood Cleaner is a preparatory cleaner for all types of exterior wood (wooden patios, fences, outside doors, carports, terraces, etc.). The product removes grey discoloration, green deposits and dirt.

It is suitable both to refresh your wooden surface after the winter and to prepare your wooden surface for a treatment with DuroGrit. The product can therefore also be used as a stand-alone product when renovating.

INSTRUCTIONS:

01. Dampen the surface with water. Use a garden hose. **02.** Apply some undiluted Exterior Wood Cleaner. **03.** Scrub the treated area with a nylon scrubbing brush in the lengthwise direction of the wood until it is clean. This will cause the product to foam. For stubborn stains, repeat the treatment. **04.** Rinse thoroughly with water until all the foam has disappeared. **05.** Allow the surface to dry well (until it looks and feels dry). **06.** Now apply a layer of DuroGrit in the original colour. Depending on the degree of fading of the colour, dilute DuroGrit with maximum 20% water to avoid applying too much product and making the colour too opaque.

Why prepare with Exterior Wood Cleaner

→ NEW WOOD

Grease that occurs naturally in certain types of wood is removed. The pores of the wood are opened up, which guarantees a better durability of the protection.

→ GREYISH AND PREVIOUSLY TREATED WOOD

A treatment with Exterior Wood Cleaner will degrease and restore the wood, allowing for an optimal colouration and smooth end result. Extra convenient about this product? You immediately have a noticeable result!

Can we apply DuroGrit over Hybrid Wood Protector?

Yes. Make sure to use Exterior Wood Cleaner before the application with DuroGrit. Sanding the layer of Hybrid Wood Protector is not necessary, unless the Hybrid Wood Protector layer is still very present. Keep in mind that DuroGrit is a transparent finish. This means spots where the old coating is still present, will stay visible.

EXTERIOR WOOD CLEANER APPLICATION



- Sanding the surface is not necessary.
- Be careful when working near a fish pond. Exterior Wood Cleaner is harmful to aquatic life with long-lasting effects.
- Are you working overhead? Then wear protective goggles to prevent any Exterior Wood Cleaner from getting into your eyes. The product is not harmful, but it will cause irritation in contact with the eyes.



Indicate the colour you used:

Date of application:



GRASSLAND BEIGE



ROCKY UMBER



FOXY BROWN



STEPPE LOOK

**THE GREAT PLAINS
COLLECTION**

ON PINE



BISON BROWN



CHARRED BLACK



SADDLE BLACK



SUTTON GREY



ATACAMA GREY



TUZ WHITE



UTAH PINK

**THE SALT LAKES
COLLECTION**

ON PINE



SALINAS BLUE



SALT LAKE GREEN



RUBIO MONOCOAT
GREEN

YOUR SURFACE INSTALLER / DISTRIBUTOR:

Rubio Monocoat Head Office
Roeselaarsestraat 535, 8870 Izegem (Belgium)
Tel. +32 (0)51 30 80 54 • service@rubiomonocoat.com

www.rubiomonocoat.com

© 2025 BV Muylle Facon SRL, Izegem (Belgium)

